


DUE: Monday of Fair Week ( ) from 12 (noon) – 2 pm in Sheep Barn

# 4-H Livestock Project Record Guide

## Senior Record Book (14yrs and up as of Jan 1)



Year (example: 2007): \_\_\_\_\_

Please circle your 4-H project:

Market Steer

Market Hog

Market Lamb

Market Goat

Name: \_\_\_\_\_ Date of Birth: \_\_\_\_\_

Age (as of Jan 1<sup>st</sup>): \_\_\_\_\_ 4-H Club: \_\_\_\_\_

Year in Project: \_\_\_\_\_

I hereby certify that, as the exhibitor of this project, I have personally been responsible for the care of this animal, have personally kept records on this project, and have personally completed this record book.

Member's Signature (1 pt): \_\_\_\_\_

Date: \_\_\_\_\_

I, the parent/guardian, certify that my son/daughter has completed this project and completed this record book and will comply with all rules and regulations.

Parent or Guardian's Signature (1 pt): \_\_\_\_\_

Date: \_\_\_\_\_

**\*\*RECORDS START WITH POSSESSION OF ANIMAL AND ENDS WITH ESTIMATES FOR FAIR WEEK**

## **Project Information (2 pts)**

Name and/or description of animal: \_\_\_\_\_

Breed: \_\_\_\_\_

Identification of animal (Ear tag/Fair tag number): \_\_\_\_\_

Birth date of animal: \_\_\_\_\_

**(OR)**

Purchase date: \_\_\_\_\_ (include receipt if available)

Please tell us about your project animal (check all that apply)

- I purchased my project animal
- My project animal is bred & owned (from an animal on my family farm)
- I board my project animal at another farm

## **Rate of Gain – 3 Extra Points-(optional)**

**(Use a weight tape or scale to estimate your animal)**

	<b>Weight</b>		<b>Date</b>
Ending		Project Started	
-Beginning		Project Closed	
=Total Weight Gained:		=Total Days in Feeding Period	

Photographs\_ (3 or more) of your 4-H project animal. Photos that show you working hands-on with your animal are preferred and it is suggested that one be included when you first acquired your project animal. (3pts)

**Beginning Date:** \_\_\_\_\_(when you started project)

*Place Photographs Here*

## Expense Record (10pts)

Record expenses as they occur. List the amount of each purchase in one of the last four columns of the following table. (Show expenses may include camping fees, entry fees, show clothes, show equipment (halters, sticks, lead ropes, etc), gas, auction food and supplies needed for the show. Miscellaneous expenses may include cost of the animal, bedding, veterinary fees, rent, boarding, transportation, grooming supplies, wormers, photo printing and insecticides (fly spray.)

Item Description	Date	Enter Cost in Appropriate Category			
		Feed	Equipment	Misc.	Show Expenses
<b>Total</b>	Balance to carry forward to page 4				

When completing the expense record, write the totals for the last four columns at the bottom of page 5.



## Financial Summary (5 pts)

Research a current market price for your animal and list the source used. (Be sure to include the date when you researched this source.)

Research two (2) processing facilities and list all applicable fees at the site. (Include environmental fees, slaughter fees, price per pound for butchering)

Using the live weight chart below, what would your market animal yield in dressed meat (the ready-to-cook portions of the animal)?

(Fill in the row for your project animal.)

LIVE WEIGHT		DRESSED WEIGHT
Steer	1,200 lbs	
Hog	230 lbs	
Lamb	120 lbs.	
Goat	120 lbs.	

If you sold this animal by the pound (at above market prices), what is actual cost per pound after processing?

\$ \_\_\_\_\_ sold per market price x \_\_\_\_\_ lb

+

\$ \_\_\_\_\_ process per pound x \_\_\_\_\_ lb

+

Other fees \_\_\_\_\_ = total \_\_\_\_\_

## FINANCIAL ARRANGEMENT (2 pts)

Explain in detail how you will finance this project animal and how you intend to repay the loan, if applicable, for the choice(s) below.

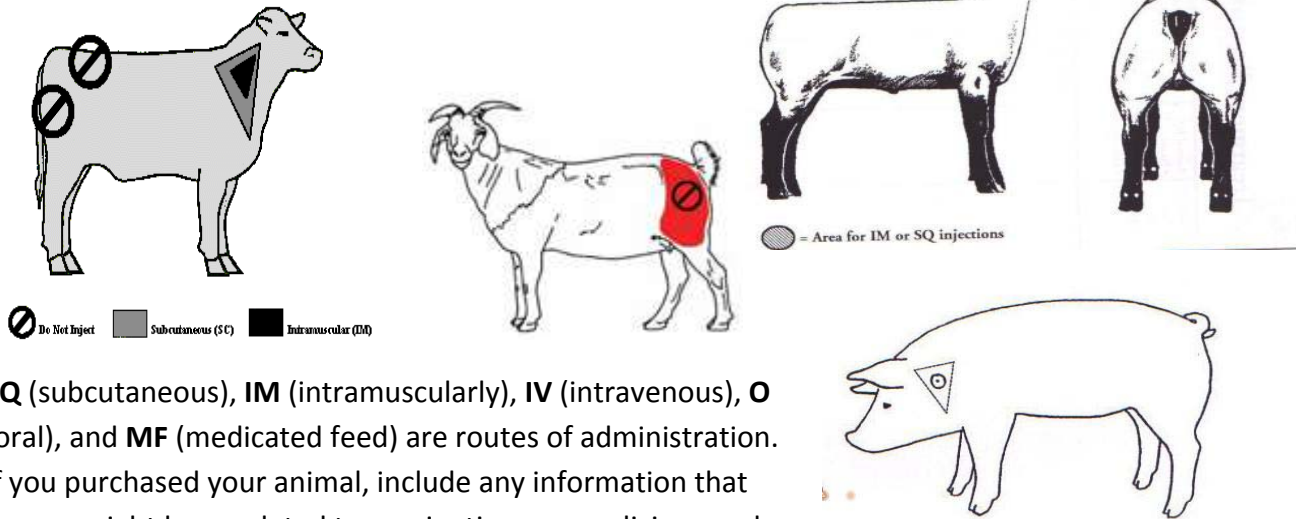
1. I have made the following financial arrangements with my parents:

(OR) 2. I plan to borrow money from:

(OR) 3. I plan to use my own money:

## Vaccination and Medication Record (Use Treatment Record below to record) (8pt)

Read and follow vaccine and drug label instructions. Administer injections according to directions with care given to follow withdrawal times. Indicate on the animals below where injections were given and log the information on chart below. For example, your animal is given an injection for the treatment, in the left side of his neck, indicate on the animal illustration where it was given and “L” for left or “R” for right side of the animal.



**SQ** (subcutaneous), **IM** (intramuscularly), **IV** (intravenous), **O** (oral), and **MF** (medicated feed) are routes of administration. If you purchased your animal, include any information that person might have related to vaccinations or medicine used

<b>Treatment Record</b>								
<i>For vaccines, drugs/medications and medicated feeds</i>								
Treatment Date/Time	Animal ID tag #	Condition Treated	Estimated Weight	Treatment Given Include medication used, dosage, and route of administration	Person giving treatment	Instructed Withdrawal Days and Restriction	Date Withdrawal Completed	Results
June 10, XX	Black steer # 213	Pneumonia	1000 lbs	Cures-all 5 cc, IM	Mr. Jones	21 days Meat	July 1, XX	ed

## Project Questions (6 pts)

What is the ideal goal weight of your project animal? \_\_\_\_\_

Explain why the goal weight is important and what action(s) you took to accomplish that goal. \_\_\_\_\_

---

List all feeds used and % of protein and length of time fed. \_\_\_\_\_

---

Why would a person feed a higher % protein feed to a younger animal?

\_\_\_\_\_

---

What qualities in a market livestock animal will demonstrate value to a potential buyer?

\_\_\_\_\_

---

What was one skill you learned or improved while caring for your animal? ("nothing is not an acceptable answer)

\_\_\_\_\_

\_\_\_\_\_

Gestation Period \_\_\_\_\_

Optimal number of days from birth to market \_\_\_\_\_

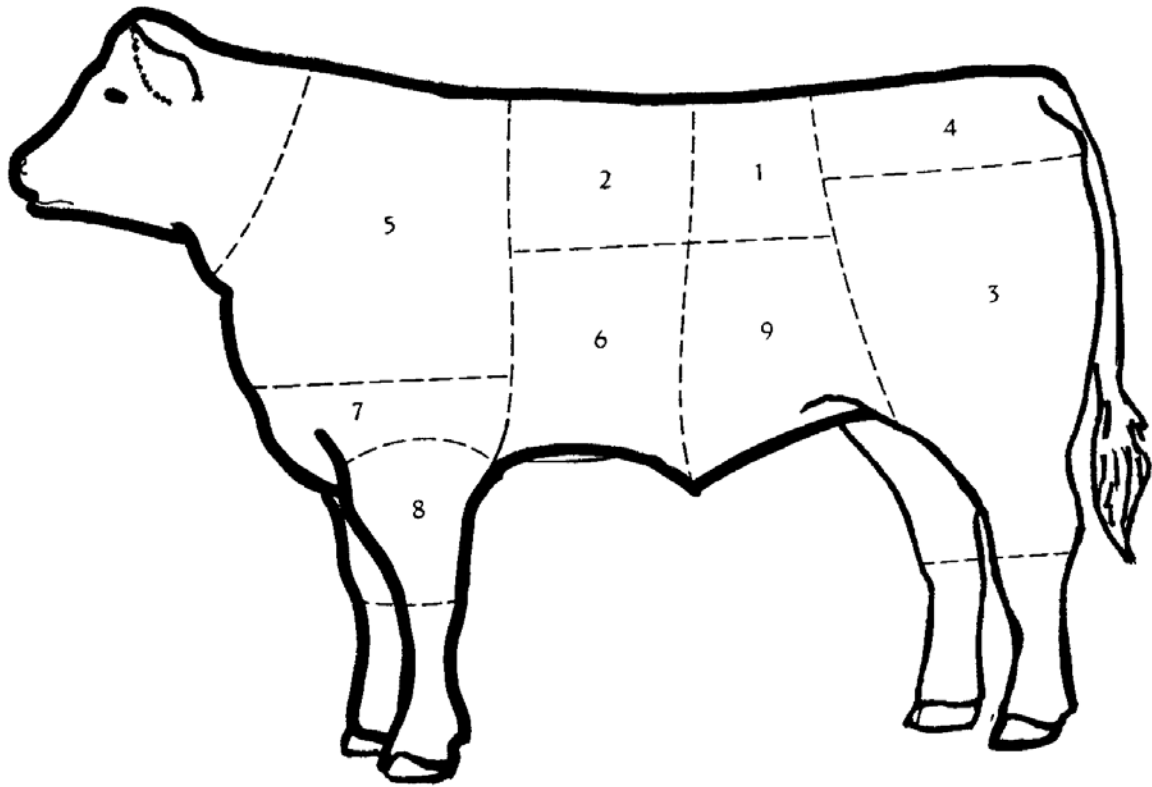
### **Project Story (10pts)**

Write a project story that captures what happened during your project. Discuss your goals, your activities, your challenges, and your accomplishments. Examples: funny, sad or exciting event. Project stories must be at least ten sentences.

## Species Specific

Label the meat cut diagram that corresponds to your project animal (10 pts)

STEER



## Species Specific Questions (9 pts)

### STEER

List two (2) Prime cuts of meat. \_\_\_\_\_

---

List two (2) Cheaper cuts of meat. \_\_\_\_\_

---

All parts of a steer can be used. List 5 by- products that the manufacturing industry uses from the inedible by- products from your animal. \_\_\_\_\_

---

Showing:

When showing your market steer, what is one way to improve the appearance of the animals topline while in the show ring? \_\_\_\_\_

---

Care:

When bringing a new animal to your farm or returning from fair, what is the recommended number of days to quarantine that animal from the rest of the herd? \_\_\_\_\_

Why is this recommended? \_\_\_\_\_

Disease:

Name one type of internal and external parasite and tell what affect they can have on your animal.

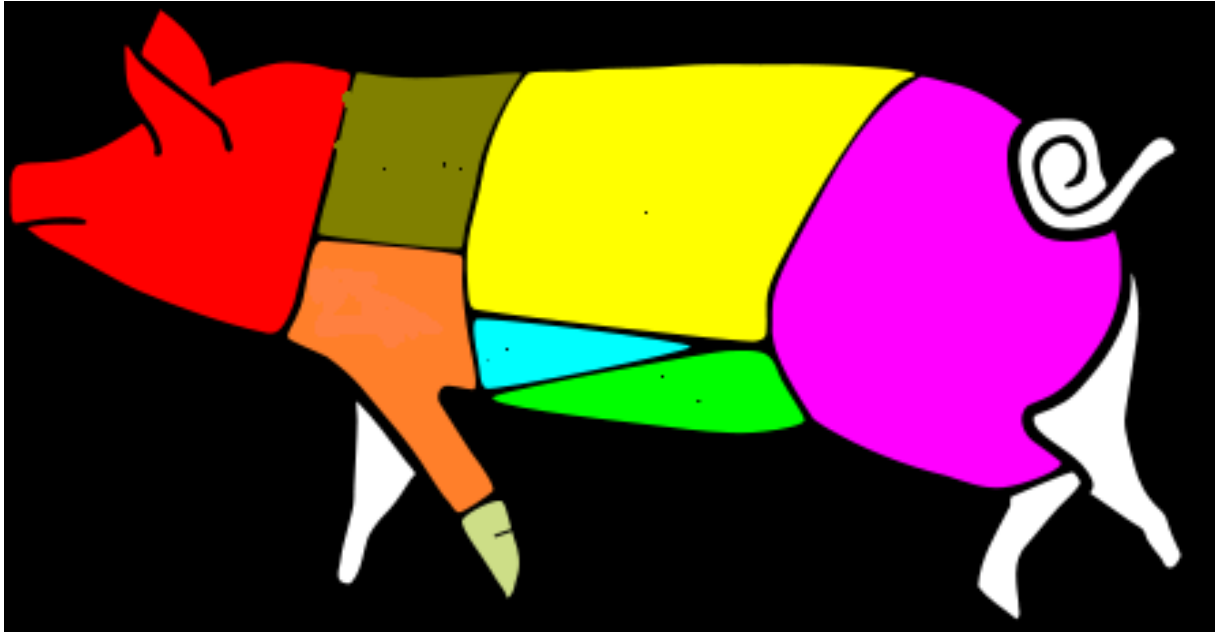
Internal \_\_\_\_\_ Affect on Animal \_\_\_\_\_

External \_\_\_\_\_ Affect on Animal \_\_\_\_\_

## Species Specific

Label the meat cut diagram that corresponds to your project animal (10 pts)

HOG



## Species Specific Questions (9 pts)

HOG

List a Prime cut of meat. \_\_\_\_\_

Which section of the animal does it come from? \_\_\_\_\_

\_\_\_\_\_

All parts of a hog can be used. List 5 by- products that the manufacturing industry uses from the inedible by- products from your animal. \_\_\_\_\_

\_\_\_\_\_

\_\_\_\_\_

\_\_\_\_\_

Showing:

When showing your animal, explain the ideal place in the show ring that you would want to drive your hog and tell why. \_\_\_\_\_

\_\_\_\_\_

Care:

Explain what each of the following mean:

subcutaneous (SQ) \_\_\_\_\_

intramuscular (IM) \_\_\_\_\_

intravenous (IV) \_\_\_\_\_

Disease:

Name one type of internal and external parasite and tell what affect they can have on your animal.


Internal \_\_\_\_\_ Affect on Animal \_\_\_\_\_

External \_\_\_\_\_ Affect on Animal \_\_\_\_\_

## Species Specific

Label the meat cut diagram that corresponds to your project animal (10 pts)

**SHEEP**



## Species Specific Questions (9 pts)

### SHEEP

List two (2) Prime cuts of meat. \_\_\_\_\_

---

List two (2) Cheaper cuts of meat. \_\_\_\_\_

---

All parts of a sheep can be used. List 5 by- products that the manufacturing industry uses from the inedible by- products from your animal. \_\_\_\_\_

---

---

---

Showing:

When preparing for the judge to examine your lamb, explain how you 'brace' your animal. Explain in detail where you are positioned and how you would handle the animal. \_\_\_\_\_

---

Care:

Name two basic methods for giving de-worming medication and explain how each type is administered. \_\_\_\_\_

---

Disease:

Name one type of internal and external parasite and tell what affect they can have on your animal.

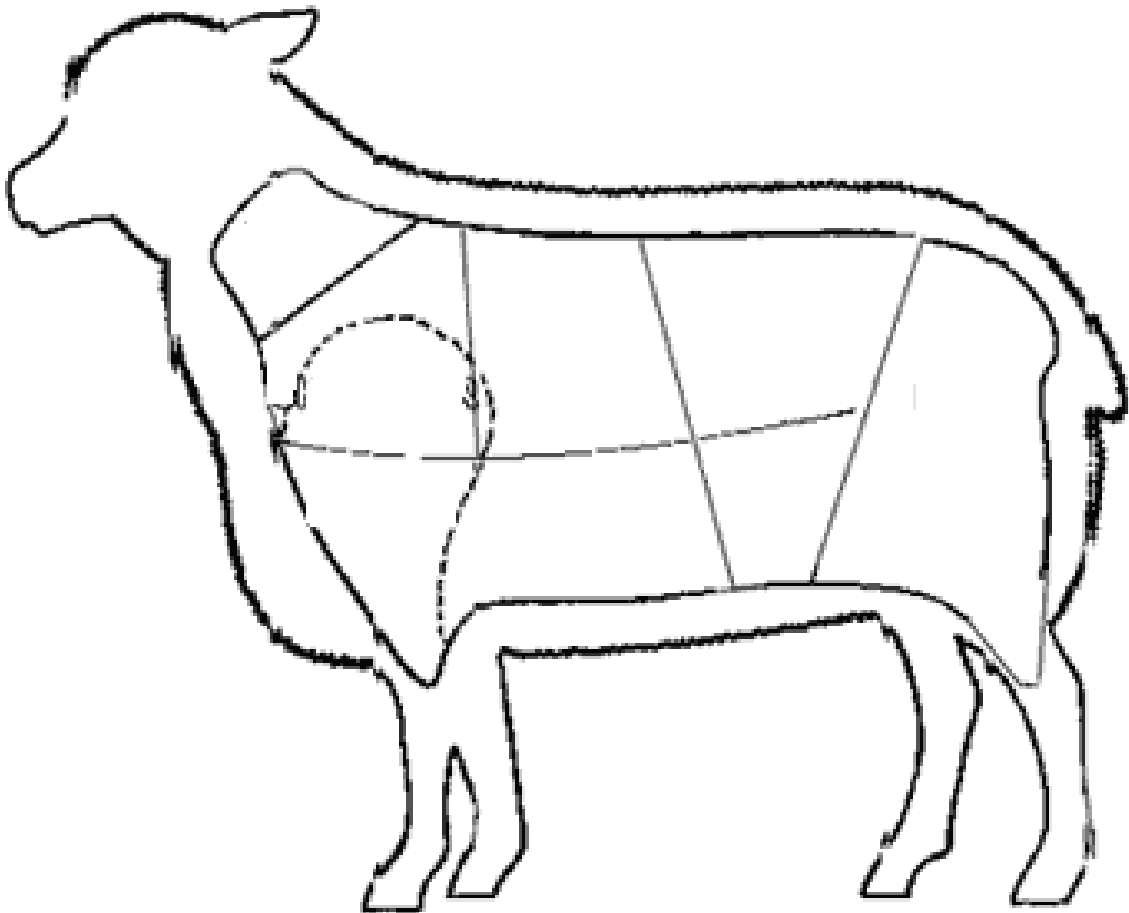
Internal \_\_\_\_\_ Affect on Animal \_\_\_\_\_

External \_\_\_\_\_ Affect on Animal \_\_\_\_\_

## Species Specific

Label the meat cut diagram that corresponds to your project animal (10 pts)

GOAT



## Species Specific Questions (9 pts)

### GOAT

List two (2) Prime cuts of meat. \_\_\_\_\_

---

List two (2) Cheaper cuts of meat. \_\_\_\_\_

All parts of a goat can be used. List 5 by- products that the manufacturing industry uses from the inedible by- products from your animal. \_\_\_\_\_

Showing:

Explain what 'finish' is and how that could impact your placing in a market class. \_\_\_\_\_

Care:

A common problem in goats is 'bloat.' Explain the symptoms, cause, prevention and the method of treatment. \_\_\_\_\_

Disease:

Name one type of internal and external parasite and tell what affect they can have on your animal.

Internal \_\_\_\_\_ Affect on Animal \_\_\_\_\_

External \_\_\_\_\_ Affect on Animal \_\_\_\_\_

**For Senior Showman you may present your project in a variety of formats\*\*:**

---

You may choose to:

Complete this record book

Create an educational poster

Create a power point/DVD presentation

Create a brochure

Give an oral presentation (must notify Laurie Rivetto if this is your choice to set a presentation date)

**\*\*All of the above require the contents of this book be included**

Judge \_\_\_\_\_

### Scoring Rubric

Record books will be judged based on the following score card:

	Points Possible
Member Signature _____	1
Parent Signature _____	1
Project Information _____	2
Photographs _____	3
Expense Record _____	10
Financial Summary _____	5
Financial Arrangement _____	2
Vaccination and Medication Record _____	8
Project Questions _____	6
Project Story _____	10
Meat Cuts _____	10
Specie Specific Questions _____	9
Presentation (neatness, spelling, legibility) _____	3
<b>TOTAL</b> _____	<b>70</b>
<b>Bonus Points</b>	
Creativity (binder, stickers, anything that enhances the book) _____	3
Attending a Record Book Meeting _____	4
Rate of Gain _____	3
<b>TOTAL + BONUS</b> _____	<b>80</b>

**Comments:**

Judge \_\_\_\_\_

### **Scoring Rubric**

Record books will be judged based on the following score card:

	Points Possible
Member Signature _____	1
Parent Signature _____	1
Project Information _____	2
Photographs _____	3
Expense Record _____	10
Financial Summary _____	5
Financial Arrangement _____	2
Vaccination and Medication Record _____	8
Project Questions _____	10
Project Story _____	10
Meat Cuts _____	10
Specie Specific Questions _____	9
Presentation (neatness, spelling, legibility) _____	3
<b>TOTAL</b> _____	<b>70</b>
<b>Bonus Points</b>	
Creativity (binder, stickers, anything that enhances the book) _____	3
Attending a Record Book Meeting _____	4
Rate of Gain _____	3
<b>TOTAL + BONUS</b> _____	<b>80</b>

**Comments:**

---

Judge \_\_\_\_\_ Score \_\_\_\_\_

Judge \_\_\_\_\_ Score \_\_\_\_\_

Average Score \_\_\_\_\_